



Load Ring RUD VRBG

Product information

Load ring for bolting. Force application made easy.



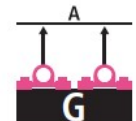
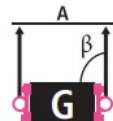

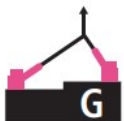
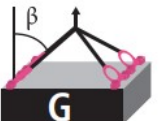
- Full load in 90° according to ring plane
- Part-protecting application of force through several fixtures

Temperature range: -20°C up to 100°C

Safety factor: 4:1

Part code	Code	WLL ton	A,	B,	C,	D,	E,	F,	G,	H,	I mm	K,	L	M mm	N mm	T mm	Weight kg
42157994537	VRBG-10t	10	125	22	6	65	143	78	8	30	50	43	213	M20	100	103	5.43
42157993255	VRBG-16t	16	170	30	8	90	198	104	10	46	70	63	270	M30	134	131	11.37

Technical data

Lifting method									
Number of legs	1	1	2	2	2	2	2	3 / 4	3 / 4
Inclination angle β	0°-7°	90°	0°-7°	90°	0-45°	>45-60°	Unsymm.	0-45°	>45-60°
Factor	1	1	2	2	1.4	1	1	2.1	1.5
Type	For max. total load in metric tons, bolted and adjusted to the direction of pull								
RBG 3 t	3	3	6	6	4.2	3	3	6.3	4.5
VRBG 10 t	10	10	20	20	14.0	10	10	21	15
VRBG 16 t	16	16	32	32	22.4	16	16	33.6	24
Type	For max. total load in lbs, bolted and adjusted to the direction of pull								
RBG 3 t	6600	6600	13200	13200	9240	6600	6600	13860	9900
VRBG 10 t	22000	22000	44000	44000	30800	22000	22000	46200	33000
VRBG 16 t	35200	35200	70400	70400	49300	35200	35200	74000	52800
EN: At a lift with one strand and two parallel strands where the inclination angles are at the max.± 7°, the lifting methode can be assumed as a vertical lift.					EN: When lifting with two, three or four leg lifting means angles of less than 15° shall be avoided, if possible (Risk of insta				

Blueprint

