

## Lifting Point RUD W-ABA

### Product information

- 4:1 safety against breaking
- Patented markings for easy determination for withdraw of service
- Tempered base body which is wear-resistant
- 100% Electro-magnetic crack detection tested

**Material:** CrNiMo Steel

**Marking:** According to standard

**Temperature range:** -40°C up to 200°C (no reduction of WLL)

**Standard:** EN 1677-1

**Safety factor:** 4:1















Part code	WLL ton	A,	B,	C,	D,	E,	F,	T mm	Weight kg
421100080750	0.8	22	12	70	32	12	50	32	0.2
421100160750	1.6	30	16	100	35	16	57	42	0.45
421100320750	3.2	41	23	137	50	21	80	59	1.15
421100500750	5	51	27	172	60	28	99	72	2.26
421101000750	10	70	38	228	80	35	130	95	5.37
421102000750	20	90	52	272	115	40	175	135	10.72
421103150750	31.5	108	64	320	130	50	204	154	18.33

## Technical data

WLL Y = Nominal Working Load

( ) = WLL X planar to the ring

Method of lift												
Number of legs	1	1	1	2	2	2	2	2	2	3 / 4	3 / 4	3 / 4
Angle of inclination	0°	90°	90°	0°	90°	90°	0-45°	>45-60°	Un-symm.	0-45°	>45-60°	Un-symm.
Factor	1	1	1	2	2	2	1.4	1	1	2.1	1.5	1
Type	For the max. total load weight >G< in metric tons											
W-ABA 0.8 t	2	0.8	2	4	1.6	4	1.12 (2.8)	0.8 (2)	0.8 (2)	1.7 (4.25)	1.18 (3)	0.8 (2)
W-ABA 1.6 t	4	1.6	4	8	3.2	8	2.2 (5.6)	1.6 (4)	1.6 (4)	3.4 (8.4)	2.4 (6)	1.6 (4)
W-ABA 3.2 t	9	3.2	9	18	6.4	18	4.5 (12.6)	3.2 (9)	3.2 (9)	6.7 (18.9)	4.8 (13.5)	3.2 (9)
W-ABA 5 t	12	5	12	24	10	24	7 (16.8)	5 (12)	5 (12)	10.5 (25.2)	7.5 (18)	5 (12)
W-ABA 10 t	20	10	20	40	20	40	14 (28)	10 (20)	10 (20)	21.2 (42)	15 (30)	10 (20)
W-ABA 20 t	20	20	20	40	40	40	28	20	20	42	30	20
W-ABA 31.5 t	31.5	31.5	31.5	63	63	63	45	31.5	31.5	67	47.5	31.5
	At a lift with one strand and two parallel strands where the inclination angles are at the max. ± 7°, the lifting method can be assumed as a vertical lift.						When lifting with two, three or four leg lifting means, inclination angles of less than 15° shall be avoided, if possible (Risk of instability).					

# Blueprint

