



Lifting Eye RUD VWBG with variable length

Product information

- Rotating 360°, pivoting 230°
- Optical markings for easy determination for withdraw from service
- Ball bearing


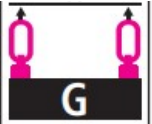
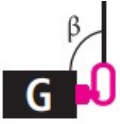
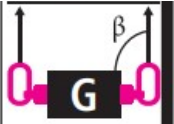
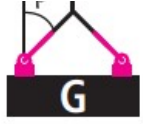

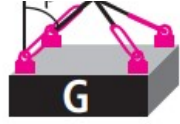

Temperature range: -40°C up to +200°C

Safety factor: 4:1

Part code	WLL ton	A,	B,	C,	D,	E,	F,	G,	M mm	T mm
42158600150	6	23	86	50	90	80	33-300	94	M33	208
42158600451	8	23	86	50	90	80	36-300	94	M36-M39	208
42158600452	12	26	111	65	98	85	42-300	95	M42-M45	234
42158600453	13	26	111	65	98	85	48-300	95	M48-M52	234

Technical data



Method of lifting										
no. of strands	1	2	1	2	2	2	2	3 / 4*	3 / 4*	3 / 4*
inclination angle β	0°-7°	0°-7°	90°	90°	0-45°	>45-60°	Un-symm.	0-45°	>45-60°	Un-symm.
Factor			1	2	1.4	1	1	2.1	1.5	1
Loading directions (Pic. 8)	Z	Z	X (Y)	X (Y)	X (Y)	X (Y)	X (Y)	X (Y)	X (Y)	X (Y)

Type	thread	For the max. total load weight >G< in metric tons, tightened and adjusted to force direction									
VWBG 6(7.5)	M33	15	30	6 (7.5)	12 (15)	8.4 (10.5)	6 (7.5)	6 (7.5)	12.6 (15.75)	9 (11.25)	6 (7.5)
VWBG 8(10)	M36 1 1/2"	15	30	8 (10)	16 (20)	11.2 (14)	8 (10)	8 (10)	17 (21.2)	11.8 (15)	8 (10)
VWBG 12(13)	M42 1 3/4" - 1 7/8"	17	34	12 (13)	24 (26)	16.8 (18.2)	12 (13)	12 (13)	25.2 (27.3)	18 (19.5)	12 (13)
VWBG 12(15)	M45	18	36	12 (15)	24 (30)	16.8 (21.2)	12 (15)	12 (15)	25.2 (31.5)	18 (22.4)	12 (15)
VWBG 13(16)	M48 2"	18	36	13 (16)	26 (32)	18.2 (22.4)	13 (16)	13 (16)	27.3 (33.6)	19.5 (24)	13 (16)
VWBG 14(20)	M52	25	50	14 (20)	28 (40)	19.6 (28)	14 (20)	14 (20)	29.4 (42)	21 (30)	14 (20)
VWBG 16(22)	M56 2 1/4" - 2 1/2"	28	56	16 (22)	32 (44)	22.4 (30.8)	16 (22)	16 (22)	33.6 (46.2)	24 (33)	16 (22)
VWBG 16(25)	M64 2 3/4" - 3"	28	56	16 (25)	32 (50)	22.4 (35)	16 (25)	16 (25)	33.6 (52.5)	24 (37.5)	16 (25)
VWBG 31.5(40)	M72 3"	50	100	31.5 (40)	63 (80)	45 (56)	31.5 (40)	31.5 (40)	67 (84)	47.5 (60)	31.5 (40)
VWBG 35(48)	M80 3 1/2"	50	100	35 (48)	70 (96)	49 (67.2)	35 (48)	35 (48)	73.5 (100.8)	52.5 (72)	35 (48)
VWBG 40(50)	M90 4" - 5"	50	100	40 (50)	80 (100)	56 (70)	40 (50)	40 (50)	84 (105)	60 (75)	40 (50)

At a lift with one strand and two parallel strands where the inclination angles are at the max. $\pm 7^\circ$, the lifting method can be assumed as a vertical lift.

When lifting with two, three or four leg lifting means, inclination angles of less than 15° shall be avoided, if possible (Risk of instability).

Blueprint

