

## RUD INOX-STAR Lifting Eye Bolt



### Product information

RUD Eye Bolt with Metric Thread. Pivots 360° for adjustment in load direction.



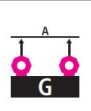
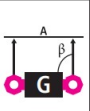
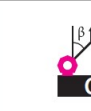

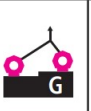

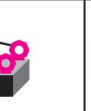
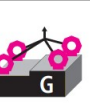

**Material:** Duplex Steel 1.4462

**Temperature range:** -40°C up to +280°C

**Safety factor:** 4:1

Part code	WLL ton	Thread mm	B,	C,	D,	E,	G,	I mm	K,	L	M mm	N mm	T mm	Weight kg
421100051150	0.5	M12	14	12	30	30	32	18	56	18	M12	8	43	0.19
421100101150	1	M16	16	14	35	36	38	22	65	24	M16	10	50	0.31
421100201150	2	M20	19	16	40	43	47	27.5	74	30	M20	12	58	0.52
421100251150	2.5	M24	24	19	48	51	56	33	92	36	M24	14	70	0.92

## Technical data

Method of lift											
Number of legs	1	1	2	2	2	2	2	3/4	3/4	3/4	
Angle of inclination $\alpha$	0-7°	90°	0-7°	90°	0-45°	>45-60°	un symm.	0-45°	>45-60°	un symm.	
Factor	1	1	2	2	1.4	1	1	2.1	1.5	1	
Safety factor 4:1	<b>Safety factor 4:1</b> for max. load weight <b>t</b> in Tons. tightened and adjusted to the load direction										
	INOX-STAR M8	0.7	<b>0.3</b>	1.4	0.6	0.42	0.3	0.3	0.63	0.45	0.3
	INOX-STAR M10										
	INOX-STAR M12	1.2	<b>0.5</b>	2.4	1	0.71	0.5	0.5	1.06	0.75	0.5
	INOX-STAR M16	2.4	<b>1</b>	4.8	2	1.4	1	1	2.1	1.5	1
	INOX-STAR M20	3.6	<b>2</b>	7.2	4	2.8	2	2	4.25	3	2
	INOX-STAR M24	5.2	<b>2.5</b>	10.4	5	3.5	2.5	2.5	5.25	3.75	2.5
	<b>Safety factor 4:1</b> for max. load weight in lbs. tightened and adjusted to the load direction										
	INOX-STAR M8	1540	<b>660</b>	3080	1320	930	660	660	1400	990	660
	INOX-STAR M10										
	INOX-STAR M12	2640	<b>1100</b>	5280	2200	1550	1100	1100	2330	1650	1100
	INOX-STAR M16	5290	<b>2200</b>	10580	4400	3110	2200	2200	4660	3300	2200
INOX-STAR M20	7930	<b>4400</b>	15860	8800	6220	4400	4400	9330	6600	4400	
INOX-STAR M24	11450	<b>5500</b>	22900	11000	7770	5500	5500	11660	8250	5500	
At a lift with one strand and two parallel strands where the inclination angles are at the max. $\pm 7^\circ$ , the lifting method can be assumed as a vertical lift.					When lifting with two, three or four leg lifting means, inclination angles of less than $15^\circ$ shall be avoided, if possible (Risk of instability).						

# Blueprint

