



Lifting Point Weldable Powertex LPW

Product information

The Powertex Lifting Point Weldable - LPW is an indispensable tool primarily utilized for establishing secure lifting points on heavy machinery and equipment such as excavators, earth-moving machines, lifting beams, and various tools. Designed to be permanently attached through welding, the LPW offers a fixed lifting point that allows for a 180-degree pivot, enhancing its versatility in operation. It features a forged housing with an integrated forged D-ring and a spring mechanism that keeps the D-ring snugly against the surface, significantly reducing noise and movement, particularly in high-vibration environments.

Allowed Loading directions:

- +/- 90° in the pivot plane over the housing
- 100% WLL in all allowed loading directions
- WLL According to WLL Diagram

Product Features:

Durable finish: Coated in PURE RED powder paint, the Powertex LPW lifting points are visually distinct and offer superior resistance to wear and corrosion.

Welding preparedness: The housing is specifically blasted to create an optimal surface for welding, ensuring a robust and reliable bond when welded by a certified professional.

Compliance to standard: Manufactured to meet the testing requirements specified by EN 1677-1 and AS 3776, ensuring high safety and quality standards.

Reliable: Designed with a safety factor of at least 4 in the intended load directions, offering a secure lifting experience.

Quality assurance: Each component undergoes crack detection testing in the factory and forged links are proof load tested to ensure reliability.

Type testing: Each model undergoes type testing, including breaking tests and fatigue tests to 20,000 cycles at 1.5 times the WLL in the factory, highlighting the product's endurance.

Full traceability: Every component is marked with Powertex branding, model name, WLL, CE-mark, UKCA-mark, and a traceability code, ensuring traceability to the production lot and raw materials.

Uniform WLL: The LPW maintains the same WLL in all intended directions, simplifying load planning and increasing versatility.

Harmless: Chromium 6 free, aligning with environmental safety standards.

Certificates included: Comes with a Powertex 2.2 certificate & Declaration of Conformity with each box, confirming compliance with EC and UK regulations.

Wide temperature range: Optimized for use between -40°C to +100°C without WLL reduction, with permissible WLL reductions for higher temperature ranges, ensuring adaptability to various environments.

Features: Weldable, same WLL in all intended load directions (no side-loading)

Material: Forged Alloy Steel

Marking: According to standard, CE-marked, UKCA-marked, Powertex, model name, WLL and batch number

Temperature range: -40 up to +100°C without reduction in WLL

Finish: Powder painted in PURE RED

Standard: EN 1677-1, AS 3776

Note: The LPW is WLL (Working Load Limit) rated, assuming that the correct welding procedure is meticulously followed and executed by a suitably qualified welder, to maintain the product's integrity and compliance with safety regulations.










Warning: Side loading of the D-ring is not permitted

Part code	WLL ton	Model	A mm	B mm	C mm	D, mm	E mm	F mm	G, mm	Weight kg
4215LPW1T	1	LPW-1T	41	80	35	13	38	33	37	0.47
4215LPW2T	2	LPW-2T	42	90	41	14	40	36	38	0.5
4215LPW3T	3	LPW-3T	46	96	42	17	43	37	44	0.7
4215LPW5T	5	LPW-5T	55	121	48	22	61	50	50	1.5
4215LPW8T	8	LPW-8T	70	144	62	26	70	54	66	2.5
4215LPW10T	10	LPW-10T	85	168	78	28	76	62	78	3.6
4215LPW15T	15	LPW-15T	97	187	86	36	90	72	90	5.8

Technical data

Load diagram LPW

Working temperature -40° up to +100°C without reduction of WLL.

Loading									
Load angle	0	90	0	90	0-45	45-60	0-45	45-60	Asymmetric
Load factor	1	1	2	2	1.4	1	2.1	1.5	1
Model	Working Load Limit WLL (t)								
LPW-1T	1	1	2	2	1,4	1	2,1	1,5	1
LPW-2T	2	2	4	4	2,8	2	4,2	3	2
LPW-3T	3	3	6	6	4,2	3	6,3	4,5	3
LPW-5T	5	5	10	10	7	5	10,5	7,5	5
LPW-8T	8	8	16	16	11,2	8	16,8	12	8
LPW-10T	10	10	20	20	14	10	21	15	10
LPW-15T	15	15	30	30	21	15	31,5	22,5	15

Blueprint

