



Lifting Eye RUD VLBG-PLUS

Product information

VLBG load ring will turn 360°, adjustable in pull direction. Load ring foldable, full WLL in any load direction.

Material: Forged of high strength steel.

Marking: According to standard, CE-marked, WLL


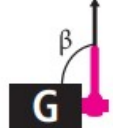
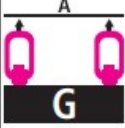
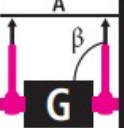
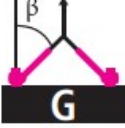
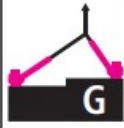
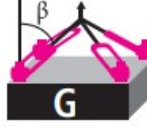

Finish: Striking fluorescent pink powder coating.

Standard: EN 1677-1

Safety factor: 4:1

Part Code	Code	WLL ton	Thread	A mm	B mm	C mm	D mm	E mm	F mm	G mm	H mm	I mm	K mm	L mm	M mm	N mm	T mm	Weight kg
42158504651	VLBG-PLUS	0.63	M8	30	52	34	24	40	10	29	11	75	45	40	M8	32	75	0.3
42158504652	VLBG-PLUS	0.9	M10	30	54	34	24	39	10	29	15	75	45	44	M10	32	75	0.31
42158504653	VLBG-PLUS	1.35	M12	32	54	34	26	38	10	29	18	75	45	47	M12	32	75	0.34
42158504655	VLBG-PLUS	2	M16	34.5	56	38	30	39	13.5	36	22	86	47	58	M16	38	85	0.55
42158504657	VLBG-PLUS	3.5	M20	50	82	54	45	55	17	43	32	113	64	75	M20	48	110	1.3
42158504659	VLBG-PLUS	4.5	M24	50	82	54	45	67	17	43	37	130	78	80	M24	48	125	1.4
42158504661	VLBG-PLUS	6.7	M30	60	103	65	60	67	22.5	61	49	151	80	110	M30	67	147	3.22
42157983553	VLBG-PLUS	8	M36	77	122	82	70	97	26.5	77	63	205	113	140	M36	87	197	5.97
42157983554	VLBG-PLUS	10	M42	77	122	82	70	94	26.5	77	73	205	113	150	M42	79	196	6.6
42157982966	VLBG-PLUS	15	M42	95	156	100	85	109	36	87	63	230	130	150	M42	100	222	10.9
42157982967	VLBG-PLUS	20	M48	95	156	100	95	105	36	87	73	230	130	160	M48	100	222	11.6

Technical data

Method of lift											
Number of legs		1	1	2	2	2	2	2	3 / 4	3 / 4	3 / 4
Angle of inclination β		0°-7°	90°	0°-7°	90°	0-45°	>45-60°	Un-symm.	0-45°	>45-60°	Un-symm.
factor		1	1	2	2	1.4	1	1	2.1	1.5	1
Type	Thread	WLL in tonnes. bolted and adjusted to the direction of pull									
VLBG-PLUS 0.63 t	M 8	0.63	0.63	1.26	1.26	0.88	0.63	0.63	1.32	0.95	0.63
VLBG-PLUS 0.9 t	M 10	0.9	0.9	1.8	1.8	1.3	0.9	0.9	1.9	1.35	0.9
VLBG-PLUS 1.35 t	M 12	1.35	1.35	2.7	2.7	1.9	1.35	1.35	2.84	2	1.35
VLBG-PLUS 1.2 t	M 14	1.2	1.2	2.4	2.4	1.68	1.2	1.2	2.52	1.8	1.2
VLBG-PLUS 2 t	M 16	2	2	4	4	2.8	2	2	4.25	3	2
VLBG-PLUS 2 t	M 18	2	2	4	4	2.8	2	2	4.25	3	2
VLBG-PLUS 3.5 t	M 20	3.5	3.5	7	7	4.9	3.5	3.5	7.35	5.25	3.5
VLBG-PLUS 4.5 t	M 24	4.5	4.5	9	9	6.3	4.5	4.5	9.5	6.75	4.5
VLBG-PLUS 6.7 t	M 30	6.7	6.7	13.4	13.4	9.5	6.7	6.7	14.1	10	6.7
VLBG-PLUS 7 t	M 36	7	7	14	14	9.8	7	7	14.7	10.5	7
VLBG-PLUS 8 t	M 36	8	8	16	16	11.2	8	8	17	11.8	8
VLBG-PLUS 10 t	M 42	10	10	20	20	14	10	10	21.2	15	10
VLBG-PLUS 15 t	M 42	15	15	30	30	21.2	15	15	31.5	22.4	15
VLBG-PLUS 20 t	M 48	20	20	40	40	28	20	20	42	30	20

Blueprint

