

Lifting Point RUD VLBS



Product information

- Suspension ring pivots 180°
- Suspension ring & weld-on-block of the VLBS-U are undetachable
- Suspension ring can be angled into position (VLBS-U)

Available in with and without spring versions.

Material: Forged of high strength steel.


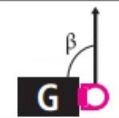
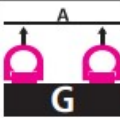
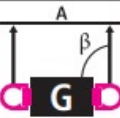
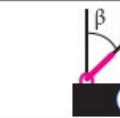


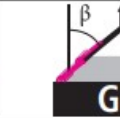


Marking: CE-marked, WLL, indication for the most unfavourable case.

Finish: Striking fluorescent pink powder coating.

Safety factor: 4:1.

Part code	Code	WLL ton	Eye diameter mm	T mm	A	B mm	C mm	D mm	E mm	F mm	G mm	H mm	Weight kg
42157993115	VLBS-U-1,5t without spring	1.5	25	65	33	66	25	38	40	14	33	14	0.35
42157995346	VLBS-U-2,5t without spring	2.5	27	75	38	77	28	45	47	16	40	16	0.5
42157993116	VLBS-U-4t without spring	4	32	83	42	87	31	51	52	18	46	16	0.72
42157993117	VLBS-U-6,7t without spring	6.7	44	117	61	115	44	67	73	24	60	22.5	1.9
42157993118	VLBS-U-10t without spring	10	55	126	75	129	55	67	71	26.5	60	26.5	2.75
42157993041	VLBS-U-16t without spring	16	69	176	96	192	70	100	106	40	90	26	7.1

Technical data

Method of lift										
Number of legs	1	1	2	2	2	2	2	3 / 4	3 / 4	3 / 4
Angle of inclination β	0°	90°	0°	90°	0-45°	>45-60°	Un-symm.	0-45°	>45-60°	Un-symm.
Faktor	1	1	2	2	1.4	1	1	2.1	1.5	1
Type	For the max. total load weight >G<									
VLBS 1.5 t	1.5 t 3300 lbs	1.5 t 3300 lbs	3 t 6600 lbs	3 t 6600 lbs	2.12 t 4620 lbs	1.5 t 3300 lbs	1.5 t 3300 lbs	3.15 t 6930 lbs	2.24 t 4950 lbs	1.5 t 3300 lbs
VLBS 2.5 t	2.5 t 5500 lbs	2.5 t 5500 lbs	5 t 11000 lbs	5 t 11000 lbs	3.5 t 7700 lbs	2.5 t 5500 lbs	2.5 t 5500 lbs	5.25 t 11550 lbs	3.75 t 8250 lbs	2.5 t 5500 lbs
VLBS 4 t	4 t 8800 lbs	4 t 8800 lbs	8 t 17600 lbs	8 t 17600 lbs	5.6 t 12320 lbs	4 t 8800 lbs	4 t 8800 lbs	8.4 t 18500 lbs	6 t 13200 lbs	4 t 8800 lbs
VLBS 6.7 t	6.7 t 14750 lbs	6.7 t 14750 lbs	13.4 t 29500 lbs	13.4 t 29500 lbs	9.4 t 20650 lbs	6.7 t 14750 lbs	6.7 t 14750 lbs	14.1 t 30980 lbs	10 t 22100 lbs	6.7 t 14750 lbs
VLBS 10 t	10 t 22000 lbs	10 t 22000 lbs	20 t 44000 lbs	20 t 44000 lbs	14.0 t 30800 lbs	10 t 22000 lbs	10 t 22000 lbs	21.2 t 46200 lbs	15 t 33000 lbs	10 t 22000 lbs
VLBS 16 t	16 t 35200 lbs	16 t 35200 lbs	32 t 70400 lbs	32 t 70400 lbs	22.4 t 49300 lbs	16 t 35200 lbs	16 t 35200 lbs	33.6 t 73920 lbs	24 t 52800 lbs	16 t 35200 lbs
At a lift with one strand and two parallel strands where the inclination angles are at the max. $\pm 7^\circ$, the lifting method can be assumed as a vertical lift.					When lifting with two, three or four leg lifting means, inclination angles of less than 15° shall be avoided, if possible (Risk of instability).					

Blueprint

