



Eye Nut C802

Product information

Eye nut to be screwed by hand.

Material: Alloy steel 8.8.

Marking: Marked with WLL, sizes, steel quality, CE, producername, tracability.

Finish: Red painted.







Note: Approved for lifting.

Safety factor: 4:1

Part code	WLL ton	Thread mm	A mm	B mm	C mm	E mm	F mm	H mm	Weight kg
421100040120	0.4	M6	25	45	25	10	10	45	0.1
421100080120	0.8	M8	25	45	25	10	10	45	0.1
421100100120	1	M10	25	45	25	10	10	45	0.1
421100160120	1.6	M12	35	63	35	14	14	62	0.26
421100300120	3	M14	35	63	35	14	14	62	0.26
421100400120	4	M16	35	63	35	14	14	62	0.26
421100500120	5	M18	50	90	50	20	20	90	0.75
421100600120	6	M20	50	90	50	20	20	90	0.75
421100800120	8	M24	50	90	50	20	20	90	0.75
421101000120	10	M27	60	108	65	24	24	109	1.4
421101200120	12	M30	60	108	65	24	24	109	1.4

Technical data

Working load limit W.L.L. (t)

Code	Size mm	0° 1 leg	0° 2 legs	0°- 45° 2 legs	45°- 60° 2 legs	0°- 45° 3/4 legs	45°- 60° 3/4 legs	Max tightening torque Nm
								
C80206	M6	0,4	0,8	0,14	0,1	0,2	0,14	3,5
C80208	M8	0,8	1,6	0,28	0,2	0,4	0,28	8
C80210	M10	1	2	0,35	0,25	0,5	0,35	16
C80212	M12	1,6	3,2	0,56	0,4	0,8	0,56	28
C80214	M14	3	6	1	0,75	1,5	1	45
C80216	M16	4	8	1,4	1	2	1,4	70
C80218	M18	5	10	1,8	1,25	2,5	1,8	95
C80220	M20	6	12	2,1	1,5	3	2,1	135
C80224	M24	8	16	2,8	2	4	2,8	230
C80227	M27	10	20	3,5	2,5	5	3,5	343
C80230	M30	12	24	4,2	3	6	4,2	465

Blueprint

