



Lifting Eye Theipa Point - F

Product information

The eyes can be loaded with working load limit in all directions. All the eyes are pivoted to avoid breakage in the eyes, which also make it possible to fold it aside when it is not in use. Furthermore it has a ball beared swivel which makes the lifting eye to always stand in the correct direction to the load.

The advantages:

- The stamped WLL applies to the kind of attachment by 90°.
- Bolts of the quality class 10.9 crack-tested are permitted as connecting elements
- **Different threaded versions and lengths can be supplied on request.**

Material: Eye and swivel of alloy

Marking: WLL.

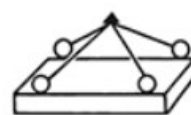
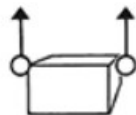
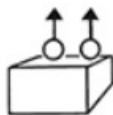
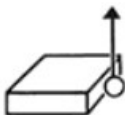
Finish: Painted.

Safety factor: 4:1

Part code	Code	WLL ton	Thread mm	Tightening torque Nm	Pitch DIN 13	a mm	Ø b	b i	d mm	e mm	g mm	SW mm	t mm	t1 mm	Ø mm	Weight kg
42150381800000	TP-F 0.5	0.5	M 12	15-40	1.75	45	36.5	32	M 12	15	73	34	66	55	13	0.61
42150381801000	TP-F 1	1	M 16	45-130	2	52	36.5	32	M 16	20	80	34	73	55	13	0.65
42150381802000	TP-F 1.7	1.7	M 20	100-170	2.5	66	52	34	M 20	25	106	46	95	70	16	1.5
42150381804000	TP-F 2.1	2.1	M 24	190-280	3	80	57	45	M 24	30	120	50	108	85	18	2.12
42150381806000	TP-F 3.2	3.2	M 30	230-400	3.5	94	70	46	M 30	40	148	65	131	86	20	3.7
42150381808000	TP-F 5	5	M 36	270-600	4	107	80	60	M 36	45	164	75	145	115	23	5.75

Technical data

Kind of attachment



Number of pieces

1

1

2

2

2

2

3 o. 4

3 o. 4

Inclination angle

0°

90°

0°

90°

0°-45°

45°-60°

0°-45°

45°-60°

WLL

WLL

WLL

WLL

WLL

WLL

WLL

WLL

Code

Thread
version

t

t

t

t

t

t

t

t

TP-F 0,5

M 12 x 15

1,4

0,5

2,8

1,0

0,7

0,5

1,0

0,75

TP-F 1

M 16 x 20

2,8

1,0

5,6

2,0

1,4

1,0

2,12

1,5

TP-F 1,7

M 20 x 25

5,0

1,7

10,0

3,4

2,4

1,7

3,55

2,5

TP-F 2,1

M 24 x 30

8,0

2,1

16,0

4,0

2,8

2,1

4,25

3,15

TP-F 3,2

M 30 x 40

12,0

3,2

24,0

6,4

4,25

3,15

6,7

4,75

TP-F 5

M 36 x 45

15,0

5,0

30,0

10,0

6,7

5,0

10,0

7,5

Blueprint

